7x7 Area 51 Sum Squares

Created by David Millar
(davmillar@gmail.com)

April 29, 2012
http://thegriddle.net · http://twitter.com/thegriddle

Instructions

In this puzzle, solve the Area 51 puzzle and the two overlapping latin square puzzles together.

Area 51

Create a loop through the grid at right following the clues given.

Each cell with an uncircled digit displays the number of loop sections around that cell (as in slitherlink).

Pods (circled numbers) must be inside the loop, and the displayed number indicates how many cells can be seen up, down, left, and right (plus itself) from that cell before reaching a wall (as in corral). Cacti, on the other hand, must be found outside the loop only.

Sum Squares

Place the digits from 1 to 7 in each column and row of each of the two overlapping grids. Some digits are already given.

The rows and columns also display a given sum. By overlaying the Area 51 loop onto this grid, the loop (along with the dark border already drawn) will split the grid into several numbers. The sums given are the sums of these numbers.

Example
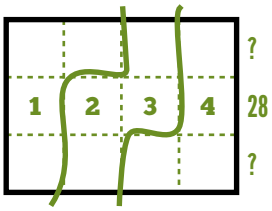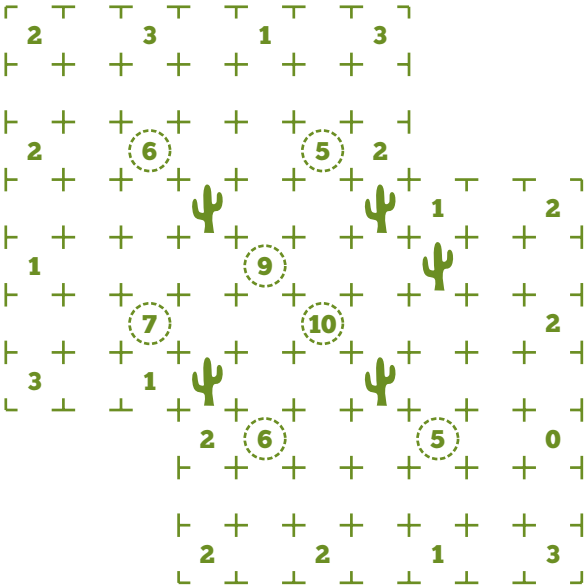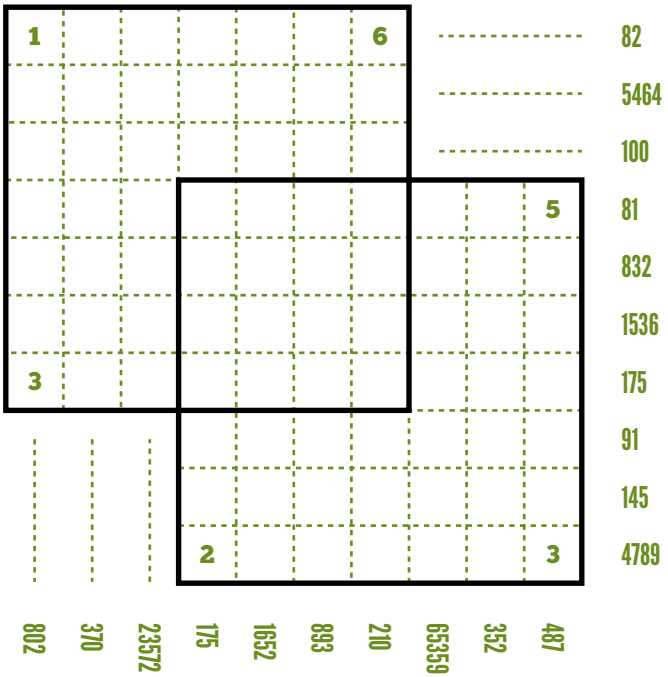
Using the loop and the lines, add:
1 + 23 + 4 = 28